



District Report Card: 2017


State: Andhra Pradesh	District: East Godavari
Class: 8	Subject: Science
Schools: 51	Students: 1333


Participation/Coverage


Students

GENDER 	Boys		Girls	
	Number	%	Number	%
	556	41.71	777	58.29

AREA 	Rural		Urban	
	Number	%	Number	%
	1157	86.80	176	13.20

CATEGORY 	SC		ST		OBC		GEN	
	Number	%	Number	%	Number	%	Number	%
	358	26.86	113	8.48	560	42.01	302	22.66

CWSN 	LD	VI	HI	S&LD	ID	Oth
	0	0	5	0	2	30

Management 	Government		Government-aided	
	Number	%	Number	%
	1282	96.17	51	3.83

Average Performance of Students in Science (%)

Overall	Gender		Area		Management		Social Group			
	Male	Female	Rural	Urban	Govt.	Aided	SC	ST	OBC	GEN
63.17	63.25	63.11	63.25	62.65	63.67	50.59	63.69	57.23	62.12	66.73

Performance on Learning Outcomes (LOs)

Learning Outcomes	Description	Average Performance(%)
SCI703	Classifies materials and organisms based on properties/characteristics	63.30
SCI704	Conducts simple investigation to seek answers to queries	36.82
SCI705	Relates processes and phenomenon with causes	52.44
SCI708	Measures and calculates e.g., temperature; pulse rate; speed of moving objects; time period of a simple pendulum, etc.	72.47
SCI710	Plots and interprets graphs	54.22
SCI711	Constructs models using materials from surroundings and explains their working	65.93
SCI801	Differentiates materials, organism and processes	71.15
SCI804	Relates processes and phenomenon with causes	70.37
SCI805	Explains processes and phenomenon	63.74
SCI807	Measures angles of incidence and reflection, etc.	67.67
SCI811	Applies learning of scientific concepts in day-to-day life	68.94
SCI813	Makes efforts to protect environment	72.84

Range of Performance of Students who Answered Correctly							
Below 30%		30% - 50%		50% - 75%		Above 75%	
Number	%	Number	%	Number	%	Number	%
163	12.23	210	15.75	483	36.23	477	35.78

Lowest Performing Learning Outcomes (LOs)

- 1 - Conducts simple investigation to seek answers to queries (36.82)
- 2 - Relates processes and phenomenon with causes (52.44)
- 3 - Plots and interprets graphs (54.22)
- 4 - Classifies materials and organisms based on properties/characteristics (63.30)
- 5 - Explains processes and phenomenon (63.74)